



Fotobabble.com – Talking Photos (Audio Picture Tools)

Fotobabble is a Web 2.0 tool which allows you to add a voice recording to images. Images can be uploaded from your computer, Facebook, or a URL (copyright free). Then the photo is uploaded in seconds. You can change the background theme of your image or leave it the same. Next you can simply add your own voice recording or recording to the photo. Once you created your fotobabble you can share through email, Facebook, Twitter, or embed it into a blog or website.

Steps for Fotobabble:

1. Go to www.fotobabble.com

2. Sign in or Sign up (must have an account) **It's FREE**

Sign up if a new user

5 Simple Steps

1. Enter:
2. Username
3. Password
4. Email
5. Enter code
6. Read user agreement

Then click Sign Up

The screenshot shows the 'Sign up for Fotobabble' form. Red boxes and arrows highlight the following elements:

- Sign up using 5 simple steps**: A red box at the top right with arrows pointing to the form fields.
- Username:** A red box around the first input field.
- Password:** A red box around the second input field.
- Email:** A red box around the third input field.
- Enter code:** A red box around the fourth input field, with the code 'DJGFWE' visible below it.
- By clicking Sign up you agree to the User Agreement**: A red box around the checkbox area at the bottom.
- Sign Up**: A red box around the final button.

3. Find your orange 'Create New' Button



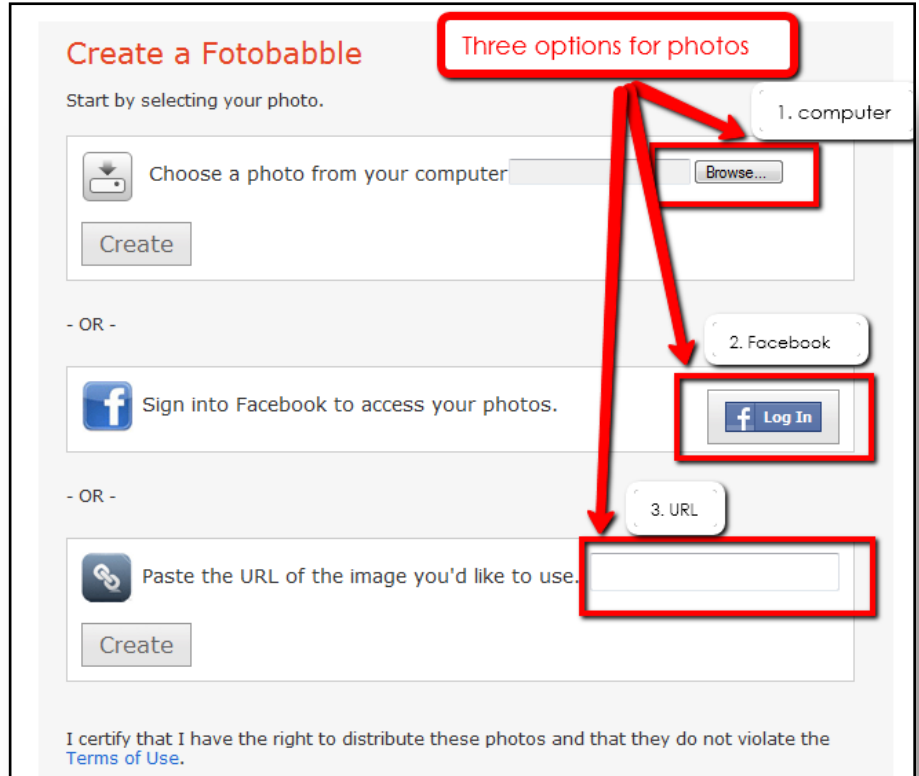
4. Get a photo to use

Photo usage:

3 options

1. Browse computer
2. Get photos from your Facebook
3. Paste image URL

Then click 'Create'



5. Editing:

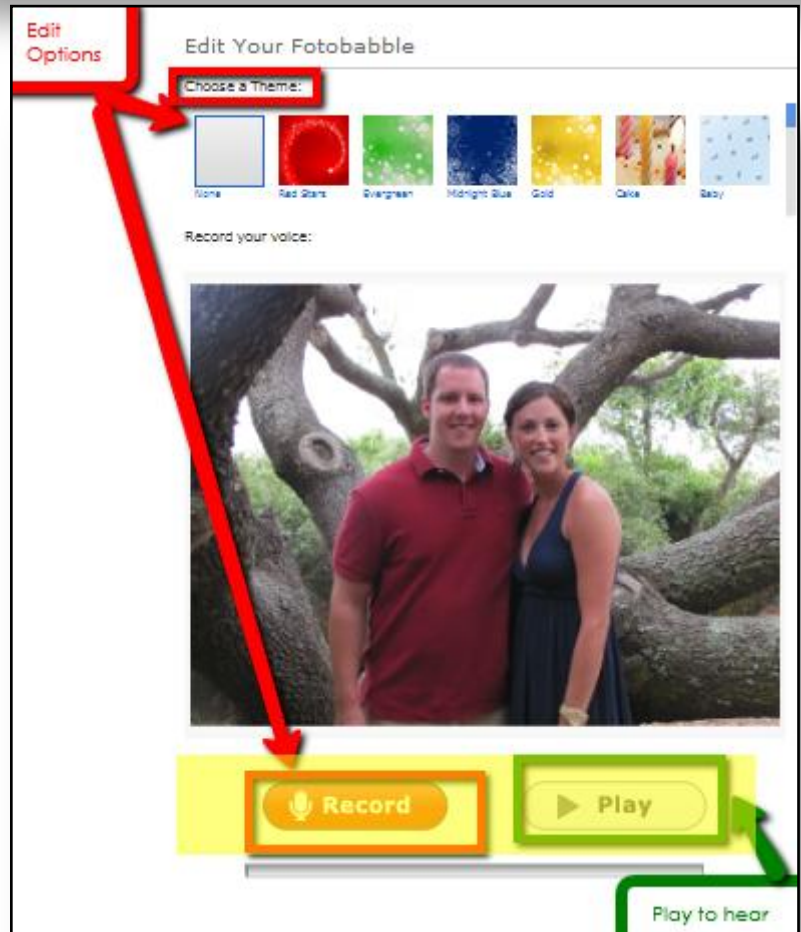
Two Editing options:

Theme or Background:

1. Choose a theme
2. Or choose no theme

Record Audio:

- Press Record, and add your recording
- Press play
- if you do not like, then press record again
- if you like then move to next step



6. Title & Save:

Title & Save:

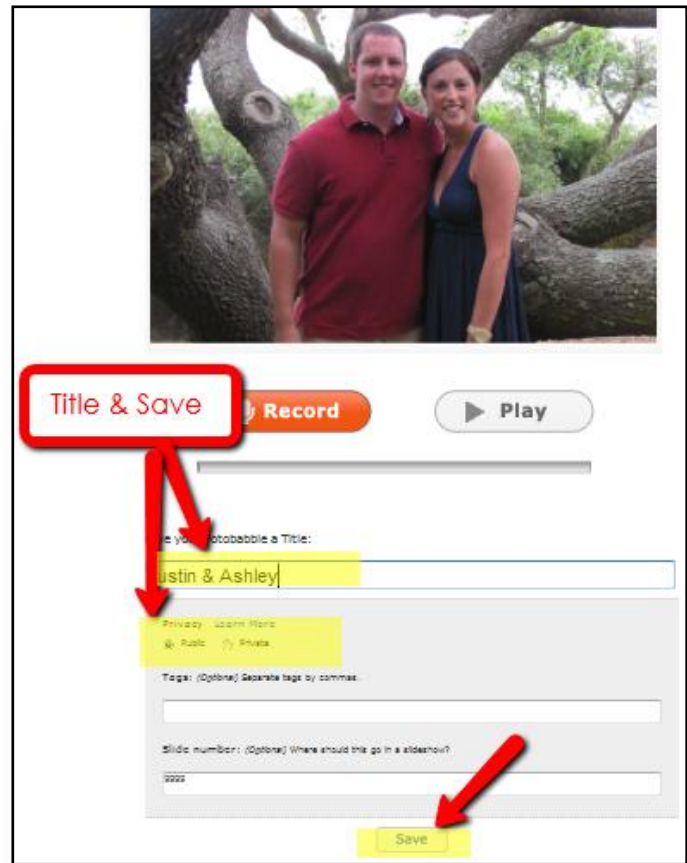
Title:

- Type text if you want title
- Leave blank for no title

Privacy:

- Public- everyone to view
- Private- only members to view

Then click 'Save'



7. Share & New:

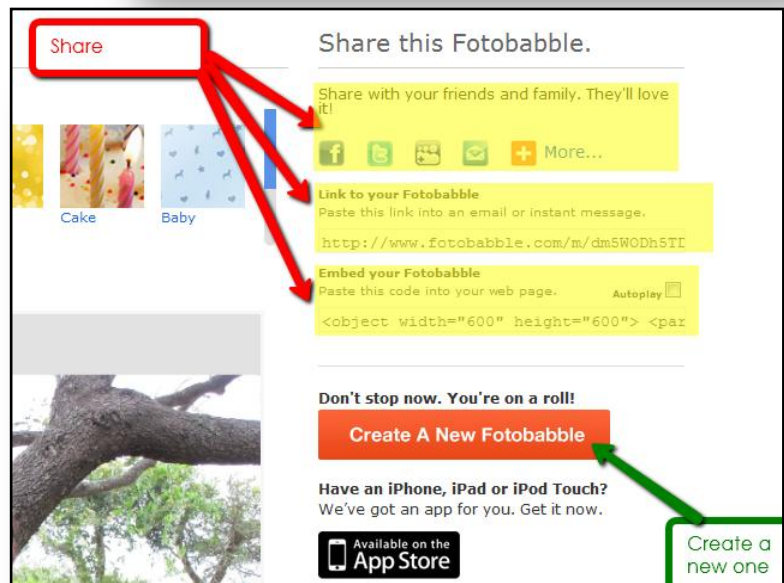
Share & New:

Three Options to Share:

1. Family & Friends through Facebook etc.
2. Copy link
3. Copy to Embed to webpage

New:

- Press create new
- Go to My Fotobabbles



Fotobabble allows for quick and easy free access to add audio to your pictures. With creativity you can find many ways to use this tool. There is a free app you can download along with the access to the web tool. Let's add voice/sound to pictures to share.

ADD VOICE:

To a photo for email

To give language to others

To have fun! And Celebrate!

For people who have difficulty reading

To allow your voice to be heard